

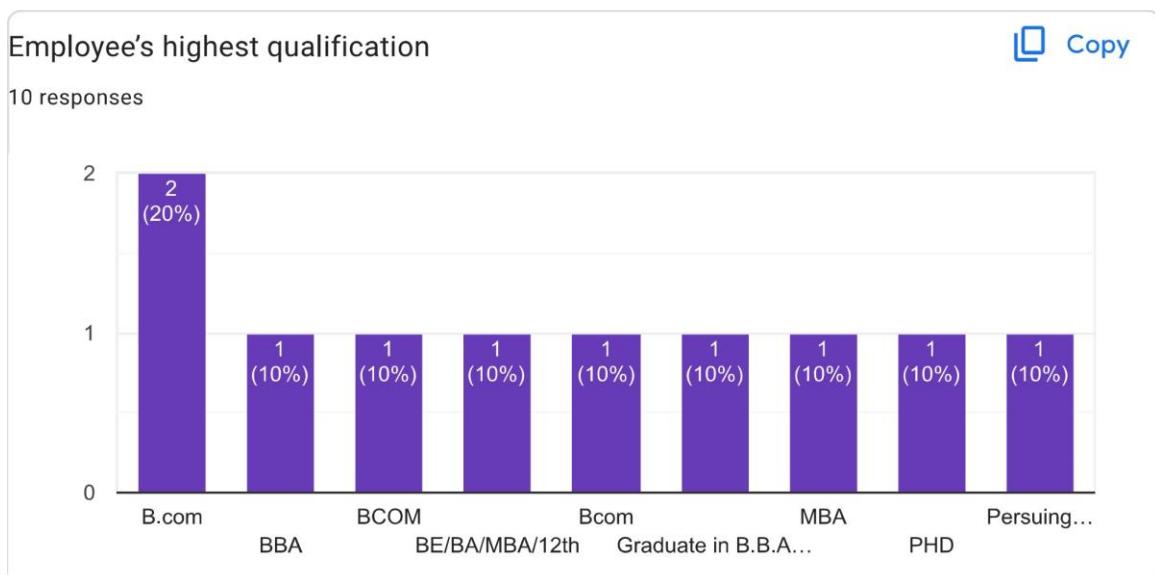
MES Vasant Joshi College of Arts & Commerce, Zuarinagar -Goa

On behalf of M.E.S. Vasant Joshi College of Arts & Commerce, Zuarinagar Goa, an attempt was made to understand whether the graduates of our college are industry/organization compatible and what needs to be done further. Altogether there were Ten responses from different organizations.

1. Samsara Shipping Pvt Ltd, Add: Karama Empress, Q-2,5th Floor,Near KTC bus stand,Vasco,Goa-403802
2. Sancoale Technologies
3. Dhiira Business Solutions Pvt Ltd / Plot 45, Condor Polymeric Pvt. Ltd, Software Technology Park STP III Building, Office no. F3, Bldg, Verna Industrial Estate, Verna, Goa 403722
4. Express roadways
5. ACE CENTRO ENTERPRISES.
6. P.B.Deshpande &Co.
7. Aakaash Manufacturing Company Pvt Ltd, Sancoale, Vasco, Goa
8. ESTELLAR ACADEMY VASCO
9. Growth Gravy Digital marketing solutions, Panjim Goa
10. Alpha engineering and fabrication

The feedback shows the observations as follows.

1. Among the respondents there were 40% B.Com Graduates. 20% BBA, 20% MBA, 10% persuing Masters, 10% are persuing Ph.D.



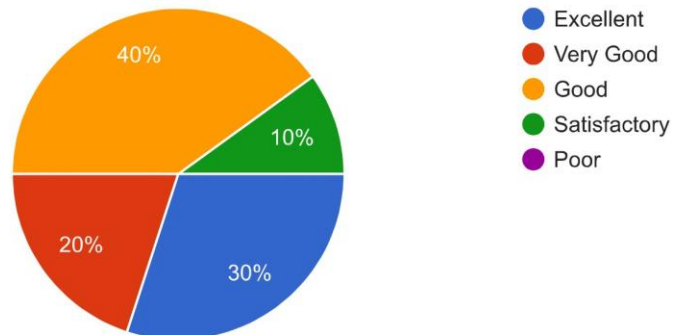
2. The level of Domain Knowledge of the respondents was 30% Excellent, 20% Very Good, 40% Good and 10% Satisfactory.

Knowledgebase

Level of Domain knowledge

 Copy

10 responses

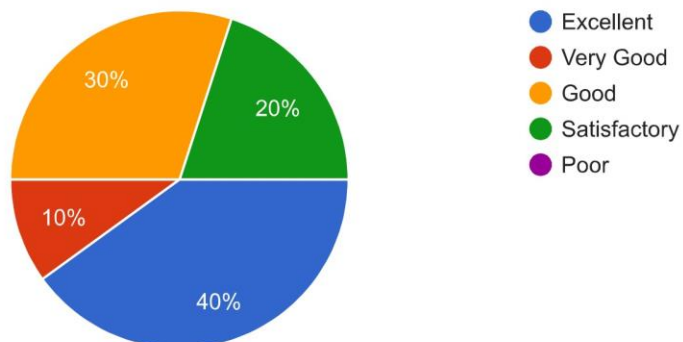


3. The Percentage of the respondents ability to translate theoretical knowledge Excellent in real time situation was 40% Excellent, 10% Very Good, 30% Good and 20% Satisfactory.

Ability to translate theoretical knowledge Excellent in real time situation

 Copy

10 responses

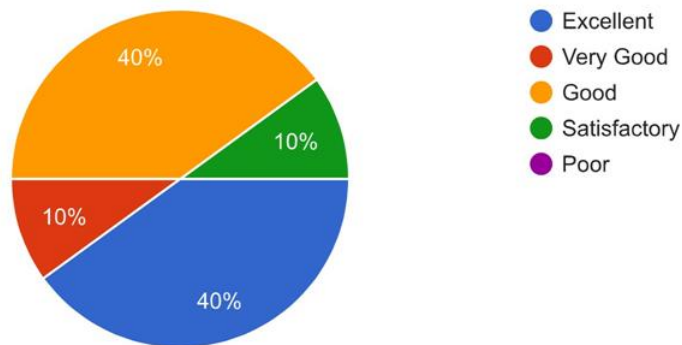


4. The Allied Knowledge of the respondents was 40% Excellent, 10% Very Good, 40% Good and 10% Satisfactory.

Allied knowledge (Computer Knowledge etc)

 Copy

10 responses



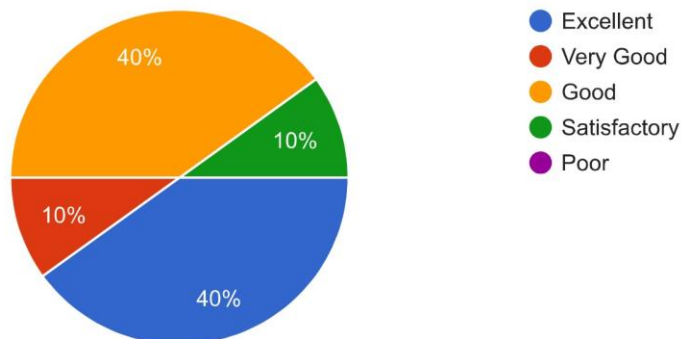
5. 40% of the Respondents has Excellent Willingness to take responsibility and thus they show their leadership skills whereas, 10% has Very Good, 40% has Good, and 10% has Satisfactory Willingness to take responsibility.

Leadership skills

Willingness to take responsibility

 Copy

10 responses

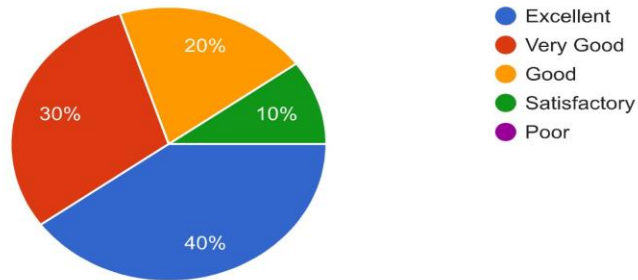


6. 40% of the Respondents showed the Excellent ability to learn new things while the others had 30% Very Good, 20% Good and 10% Satisfactory ability to learn new things

Ability to learn new things

 Copy

10 responses

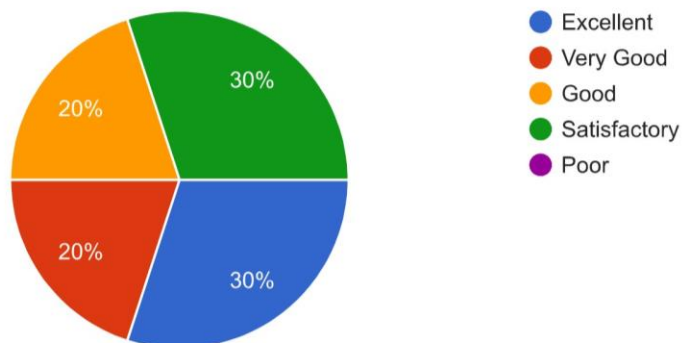


7. 30% of the Respondents showed the Excellent ability to take risk while the others had 20% Very Good, 20% Good and 30% Satisfactory ability to take risk.

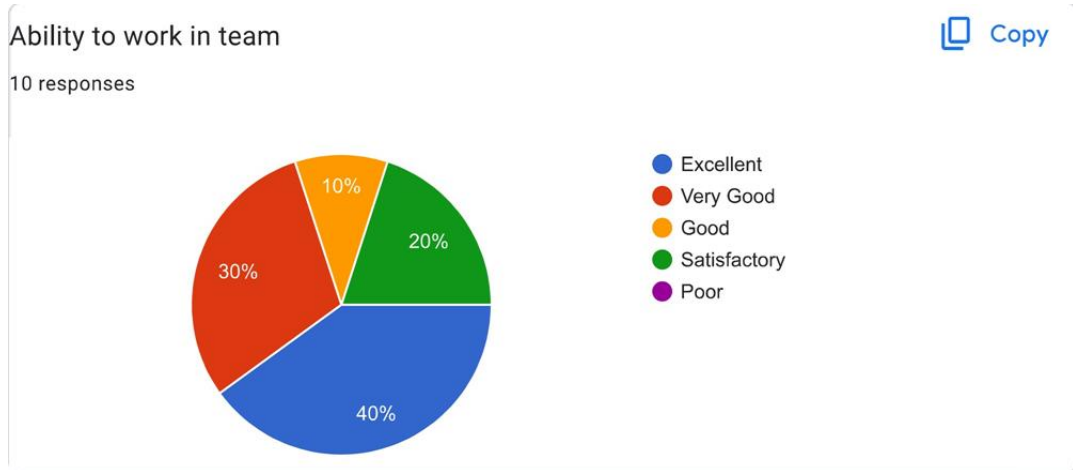
Ability to take risk

 Copy

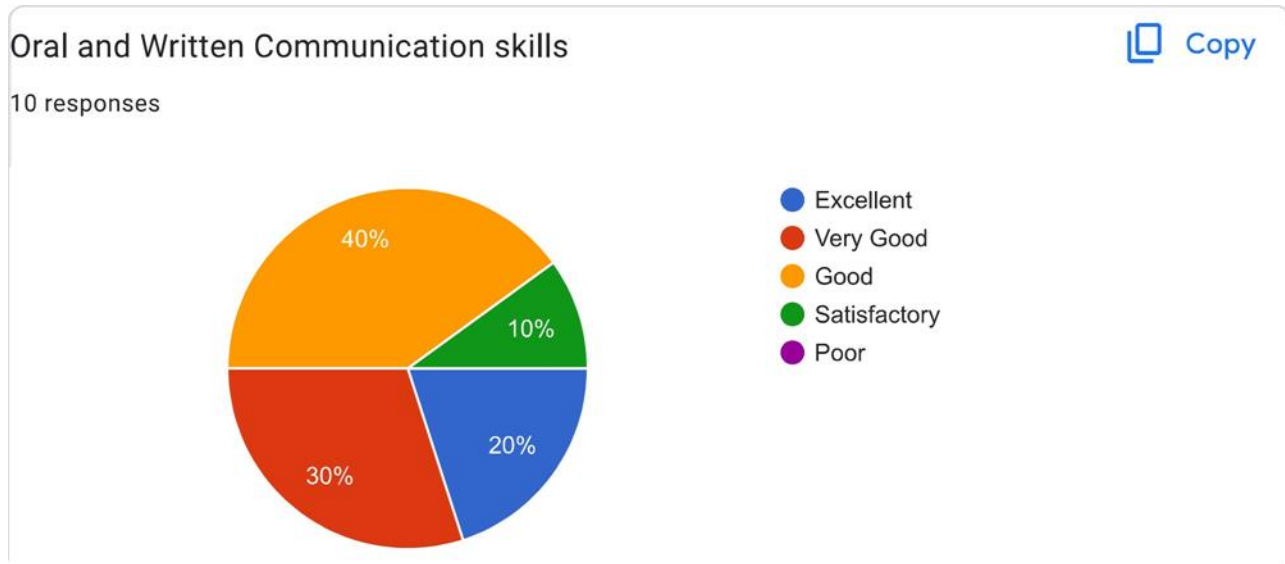
10 responses



8. 40% of the Respondents showed the Excellent ability to work in team while the others had 30% Very Good, 10% Good and 20% Satisfactory ability to work in team.



9. 20% of the Respondents had the Excellent oral and written communication skills while the others had 30% Very Good, 40% Good and 10% Satisfactory oral and written communication skills.

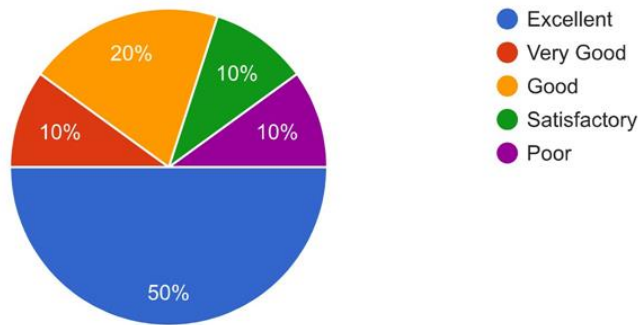


10. 50% of the Respondents had the Excellent Professional ethics like Punctuality and commitment while the others had 10% Very Good, 20% Good, 10% Satisfactory and 10% Poor professional ethics like Punctuality and commitment.

Professional ethics like Punctuality and commitment

 Copy

10 responses

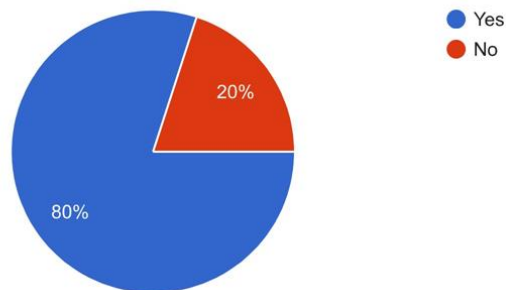


11. 80% of the Respondents are employee sensitive to the social responsibility and moral values while 20% of the Respondents are not employee sensitive to the social responsibility and moral values

Is the employee sensitive to the social responsibility and moral values?

 Copy

10 responses

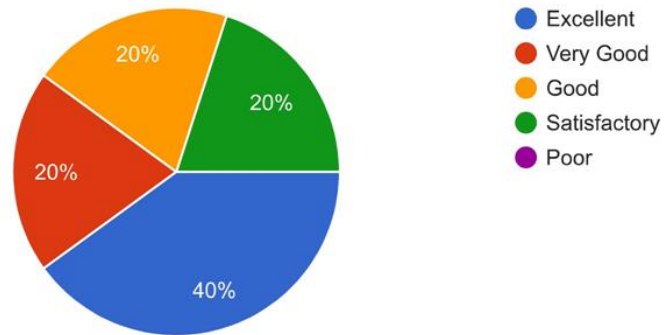


12. Overall impression of the employee showed that 40% of the Respondents were Excellent while the others include 20% Very Good, 20% Good and 20% Satisfactory.

Overall impression of the employee

 Copy

10 responses

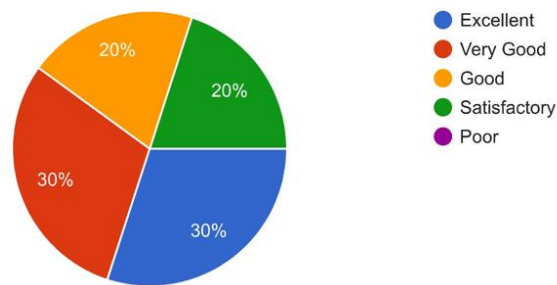


13. With respect to future for employee in organisation 30% of the Respondents had the Excellent opinion while the others had 30% Very Good, 20% Good, 20% Satisfactory opinion.

Do you see a future for this employee in your organisation

 Copy

10 responses

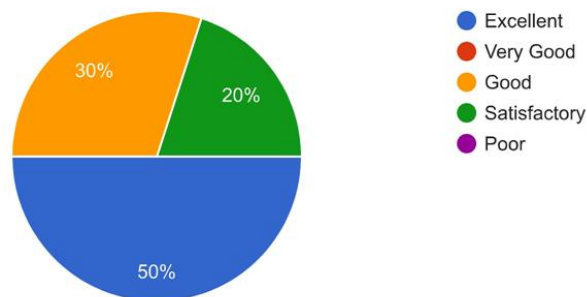


14. The Individual compatibility to organizational work culture of the respondents were 50% Excellent, 30% Good and 20% Satisfactory.

Individual compatibility to organizational work culture

 Copy

10 responses



Manat

Dr. Manasvi M. Kamat
Principal

