

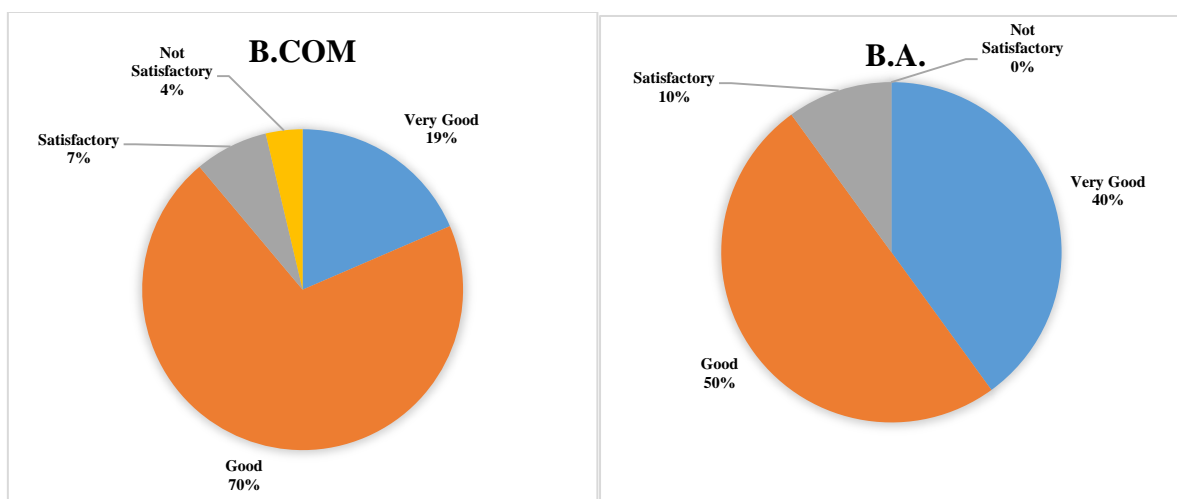
M.E.S. COLLEGE OF ARTS AND COMMERCE, ZUARINAGAR-GOA

ANALYSIS OF STUDENTS' FEEDBACK ABOUT SYLLABUS

ACADEMIC YEAR: 2018-19

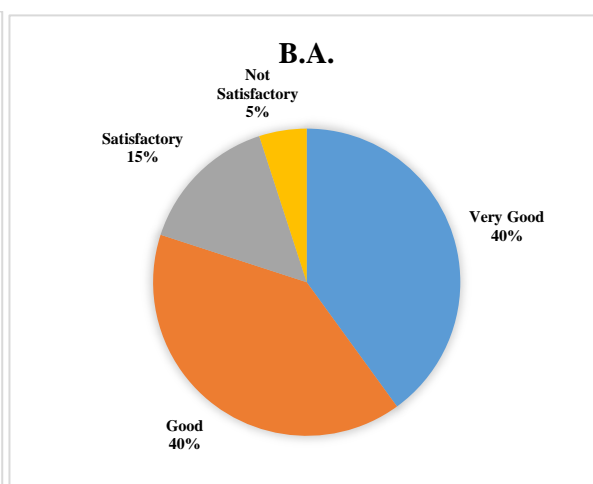
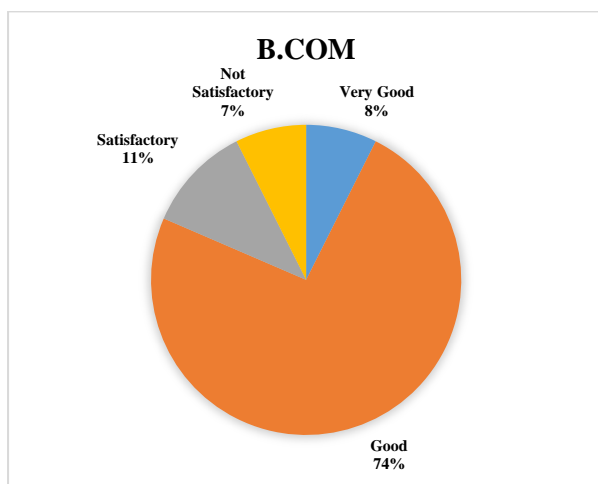
1. Content of the course

Programme	Content of the course	Very Good	Good	Satisfactory	Not Satisfactory	Total
B.Com	No. of responses	5	19	2	1	27
	Percentage	18.52	70.37	7.41	3.70	100
B.A.	No. of responses	8	10	2	0	20
	Percentage	40.00	50.00	10.00	0.00	100



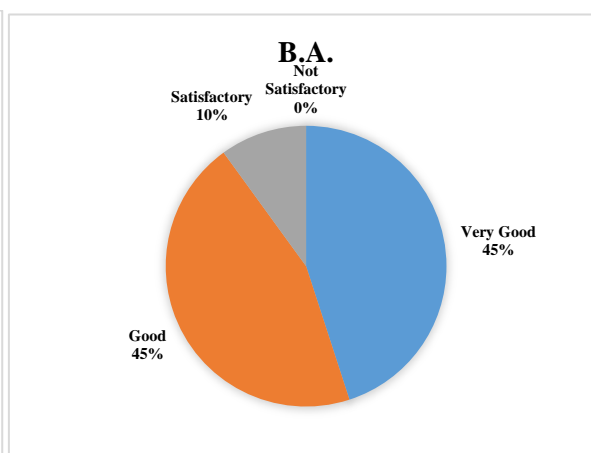
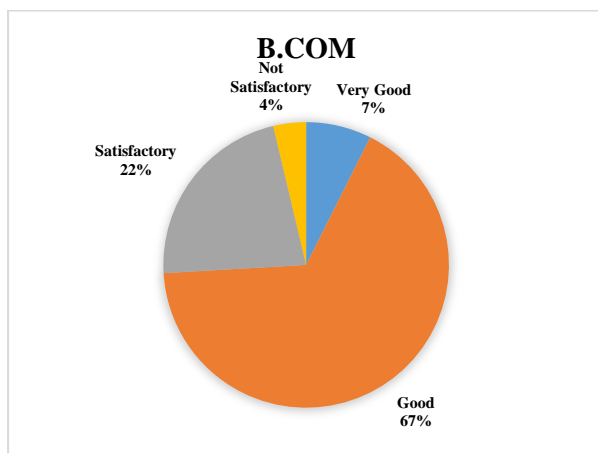
2. Depth and coverage of course

Programme	Depth and coverage of course	Very Good	Good	Satisfactory	Not Satisfactory	Total
B.Com	No. of responses	2	20	3	2	27
	Percentage	7.41	74.07	11.11	7.41	100
B.A.	No. of responses	8	8	3	1	20
	Percentage	40.00	40.00	15.00	5.00	100



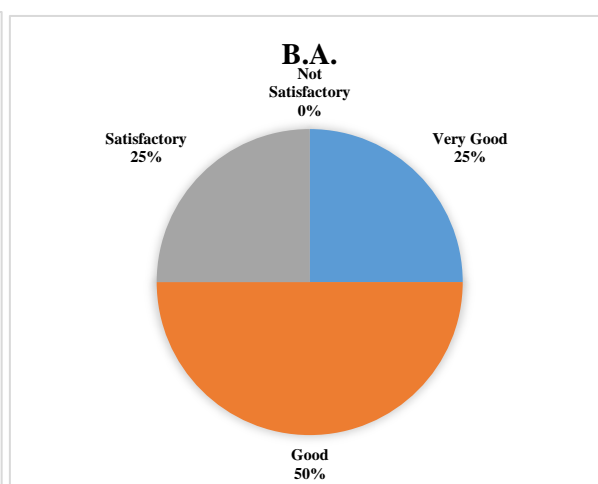
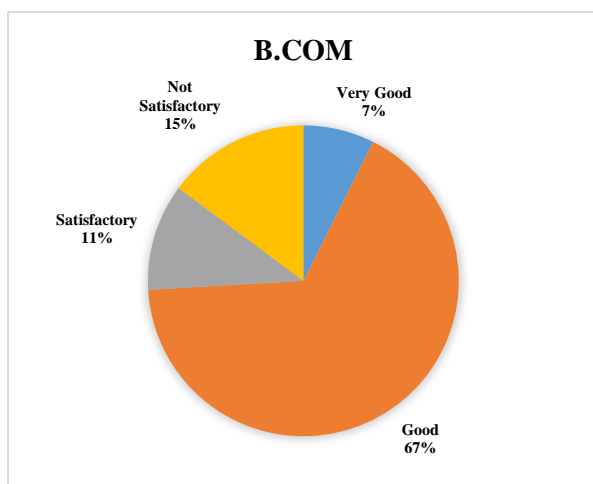
3. Contribution of syllabus to your knowledge, skills and overall personal development

Programme	Contribution of syllabus to your knowledge, skills and overall personal development	Very Good	Good	Satisfactory	Not Satisfactory	Total
B.Com	No. of responses	2	18	6	1	27
	Percentage	7.41	66.67	22.22	3.70	100
B.A.	No. of responses	9	9	2	0	20
	Percentage	45.00	45.00	10.00	0.00	100



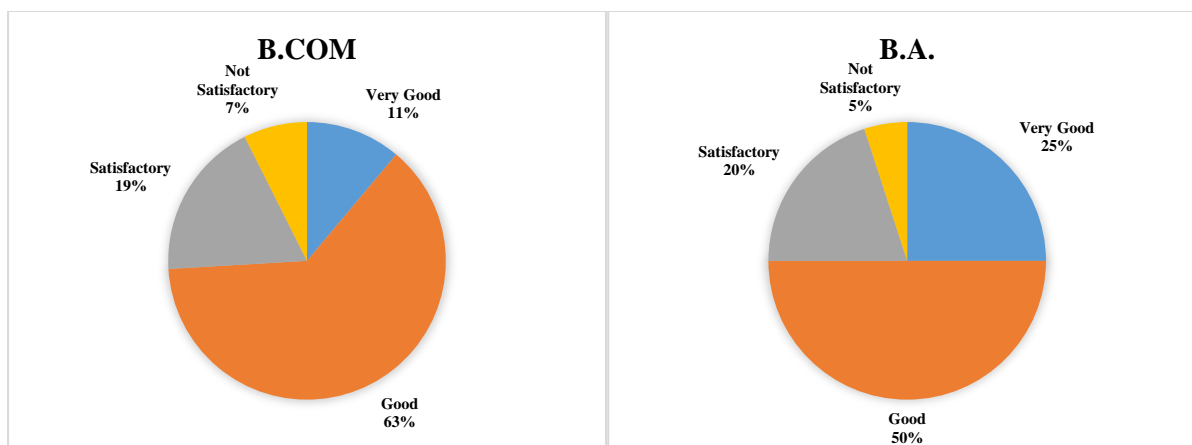
4. Availability of learning resources

Programme	Availability of learning resources	Very Good	Good	Satisfactory	Not Satisfactory	Total
B.Com	No. of responses	2	18	3	4	27
	Percentage	7.41	66.67	11.11	14.81	100
B.A.	No. of responses	5	10	5	0	20
	Percentage	25.00	50.00	25.00	0.00	100



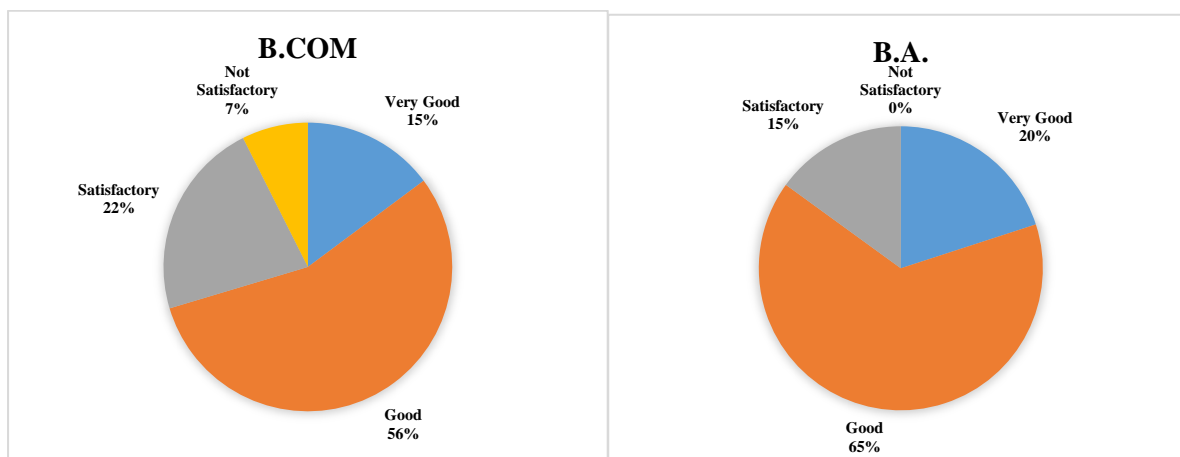
5. Relevance of syllabus to the needs of the contemporary society

Programme	Relevance of syllabus to the needs of the contemporary society	Very Good	Good	Satisfactory	Not Satisfactory	Total
B.Com	No. of responses	3	17	5	2	27
	Percentage	11.11	62.96	18.52	7.41	100
B.A.	No. of responses	5	10	4	1	20
	Percentage	25.00	50.00	20.00	5.00	100



6. Ready employability on completion of the course

Programme	Ready employability on completion of the course	Very Good	Good	Satisfactory	Not Satisfactory	Total
B.Com	No. of responses	4	15	6	2	27
	Percentage	14.81	55.56	22.22	7.41	100
B.A.	No. of responses	4	13	3	0	20
	Percentage	20.00	65.00	15.00	0.00	100



Meenakshi Bawa

Dr. Meenakshi Bawa
IQAC Coordinator

Dr. R.B. Patil
Principal