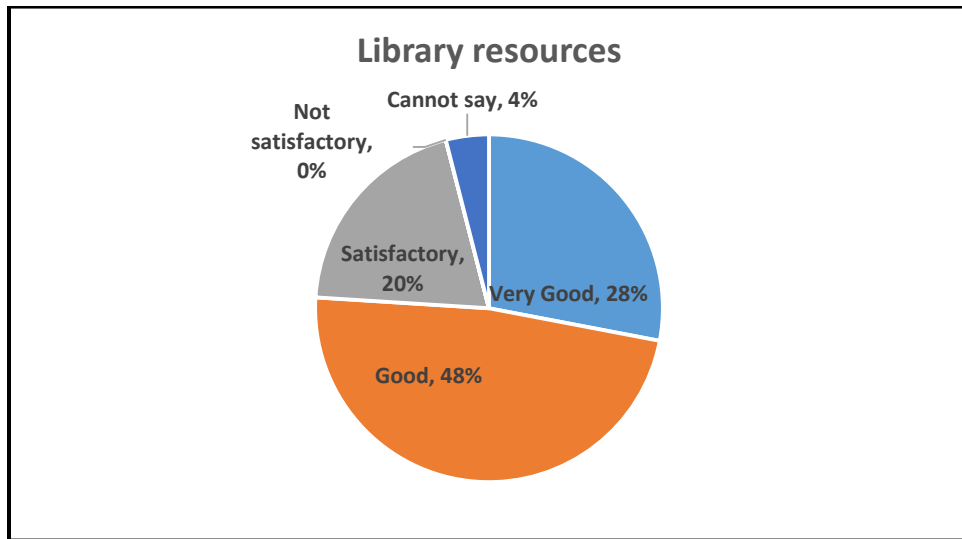


**M.E.S. COLLEGE OF ARTS AND COMMERCE, ZUARINAGAR,  
GOA  
Institutional Feedback from Students 2018-19**

**Programme: B.B.A**

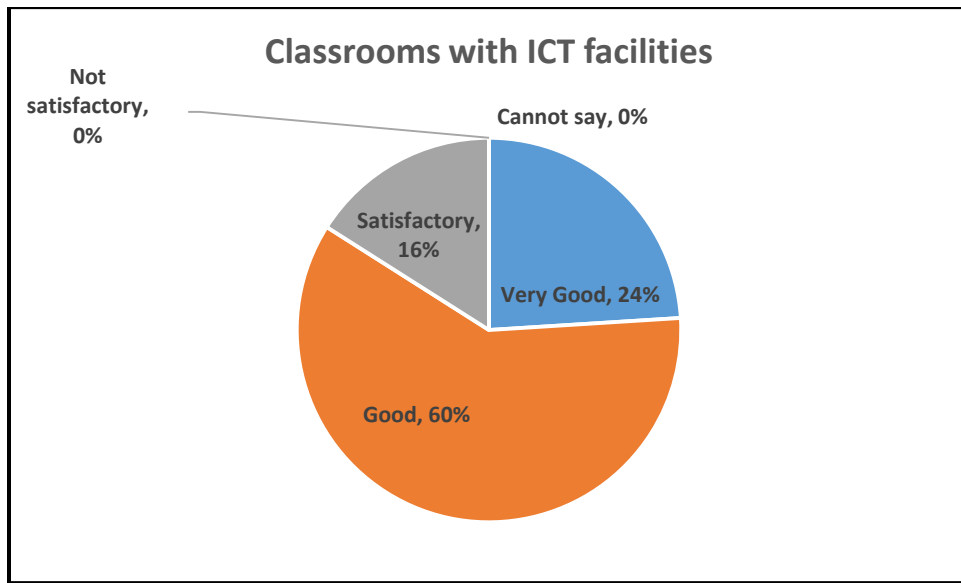
**1. Library resources**

<b>Library resources</b>	<b>Very Good</b>	<b>Good</b>	<b>Satisfactory</b>	<b>Not satisfactory</b>	<b>Cannot say</b>
Nos of Responses	7	12	5	0	1
Percentage	28%	48%	20%	0%	4%



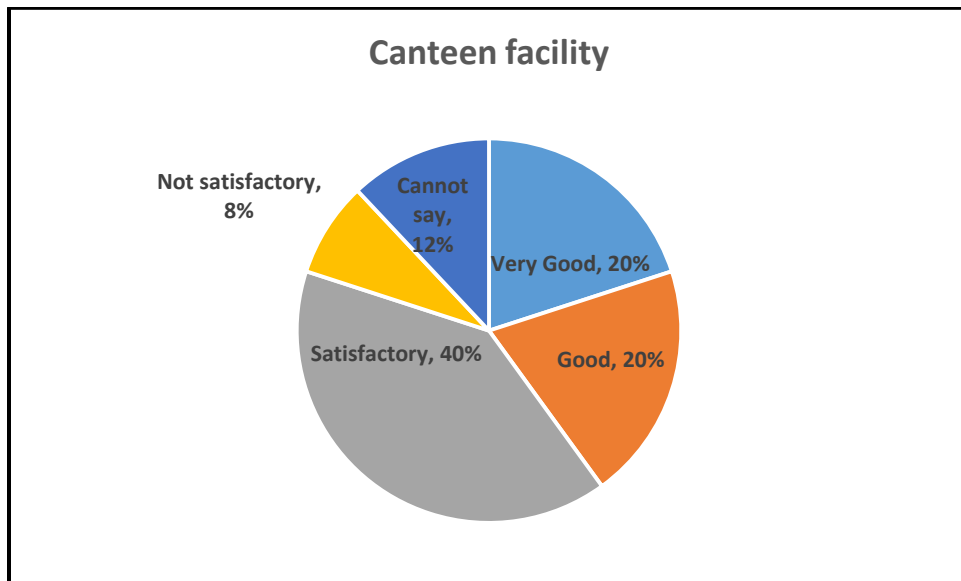
**2. Classrooms with ICT facilities**

<b>Classrooms with ICT facilities</b>	<b>Very Good</b>	<b>Good</b>	<b>Satisfactory</b>	<b>Not satisfactory</b>	<b>Cannot say</b>
Nos of Responses	6	15	4	0	0
Percentage	24%	60%	16%	0%	0%



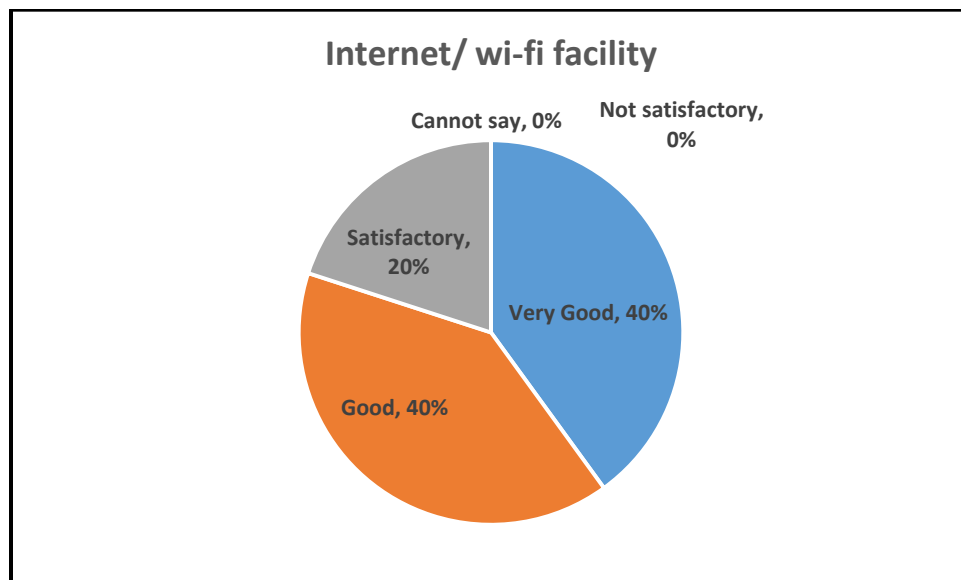
### 3. Canteen facility

Canteen facility	Very Good	Good	Satisfactory	Not satisfactory	Cannot say
Nos of Responses	5	5	10	2	3
Percentage	20%	20%	40%	8%	12%



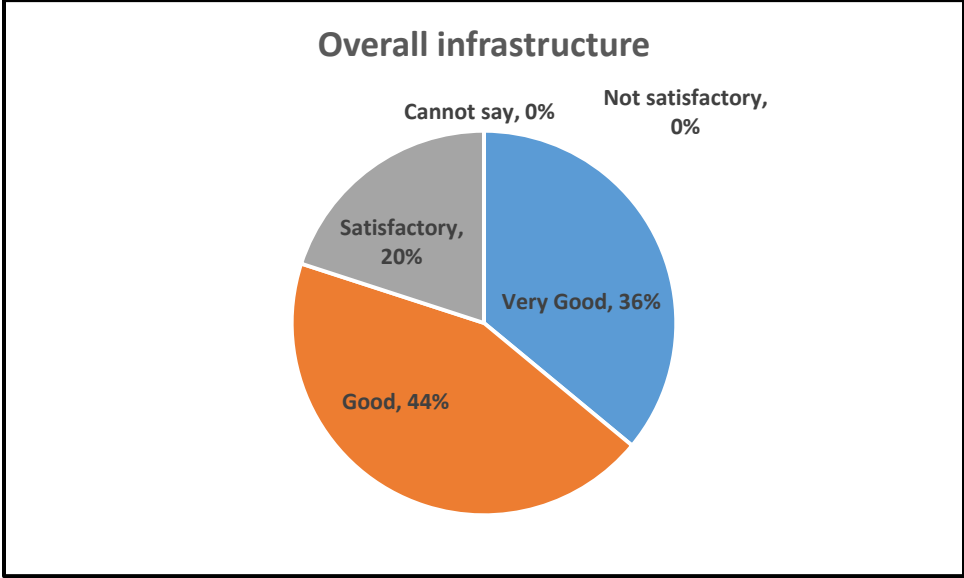
#### 4. Internet/ wi-fi facility

<b>Internet/ wi-fi facility</b>	<b>Very Good</b>	<b>Good</b>	<b>Satisfactory</b>	<b>Not satisfactory</b>	<b>Cannot say</b>
Nos of Responses	10	10	5	0	0
Percentage	40%	40%	20%	0%	0%



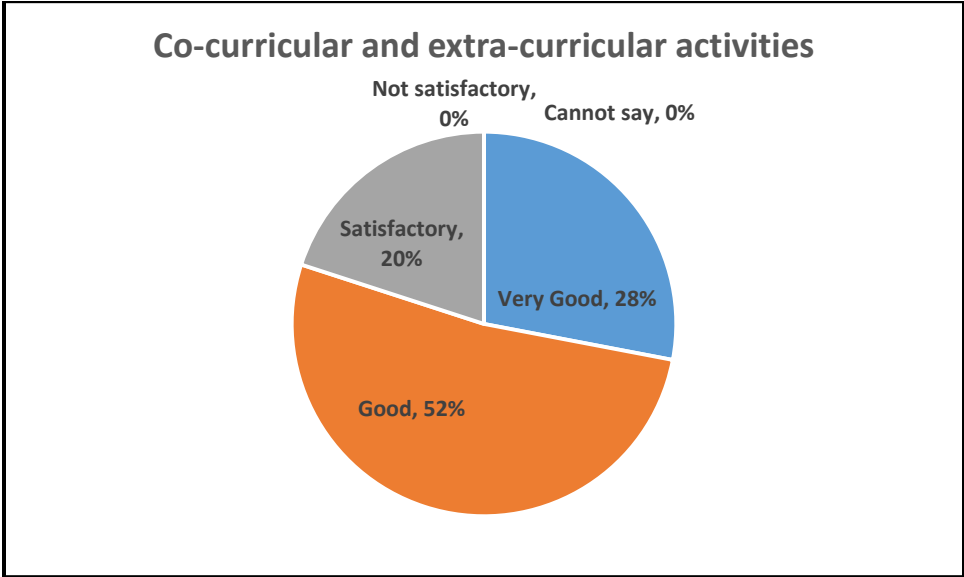
#### 5. Overall infrastructure

<b>Overall infrastructure</b>	<b>Very Good</b>	<b>Good</b>	<b>Satisfactory</b>	<b>Not satisfactory</b>	<b>Cannot say</b>
Nos of Responses	9	11	5	0	0
Percentage	36%	44%	20%	0%	0%



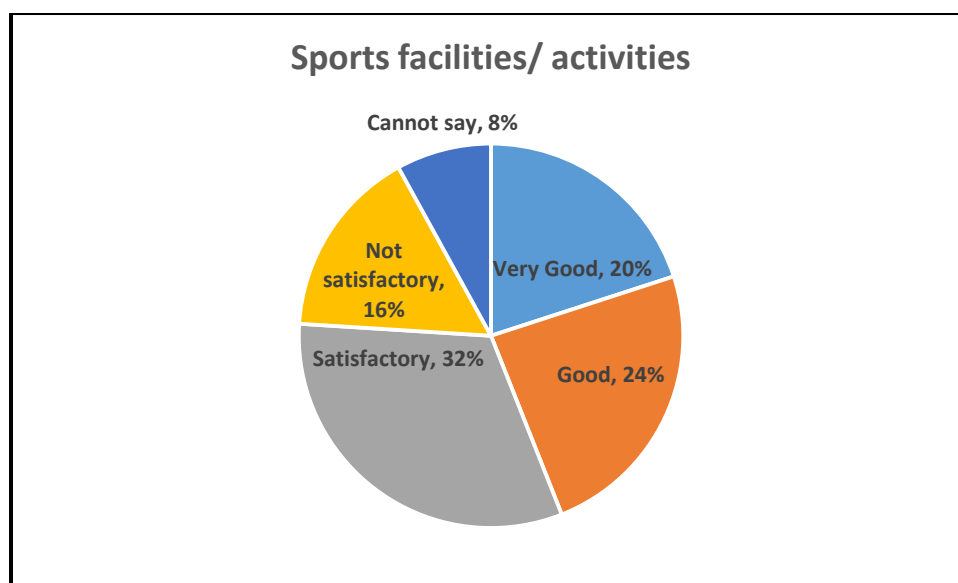
**6. Co-curricular and extra-curricular activities**

Co-curricular and extra-curricular activities	Very Good	Good	Satisfactory	Not satisfactory	Cannot say
Nos of Responses	7	13	5	0	0
Percentage	28%	52%	20%	0%	0%



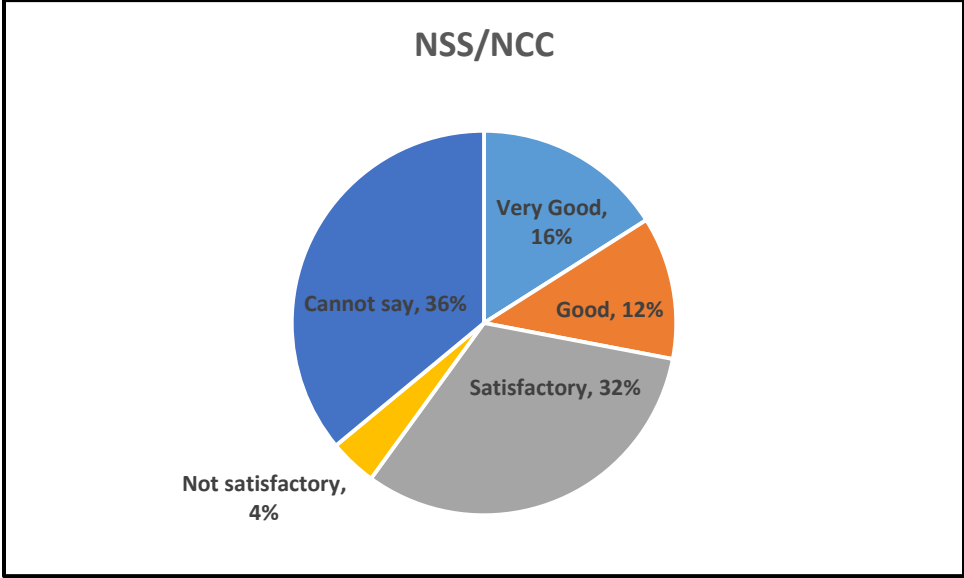
### 7. Sports facilities/ activities

Sports facilities/ activities	Very Good	Good	Satisfactory	Not satisfactory	Cannot say
Nos of Responses	5	6	8	4	2
Percentage	20%	24%	32%	16%	8%



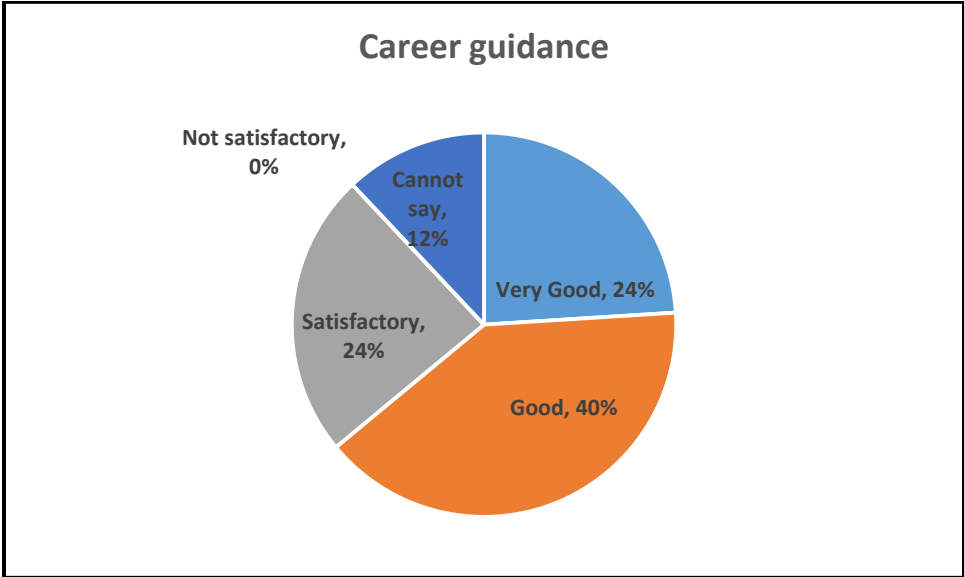
### 8. NSS/NCC

NSS/NCC	Very Good	Good	Satisfactory	Not satisfactory	Cannot say
Nos of Responses	4	3	8	1	9
Percentage	16%	12%	32%	4%	36%



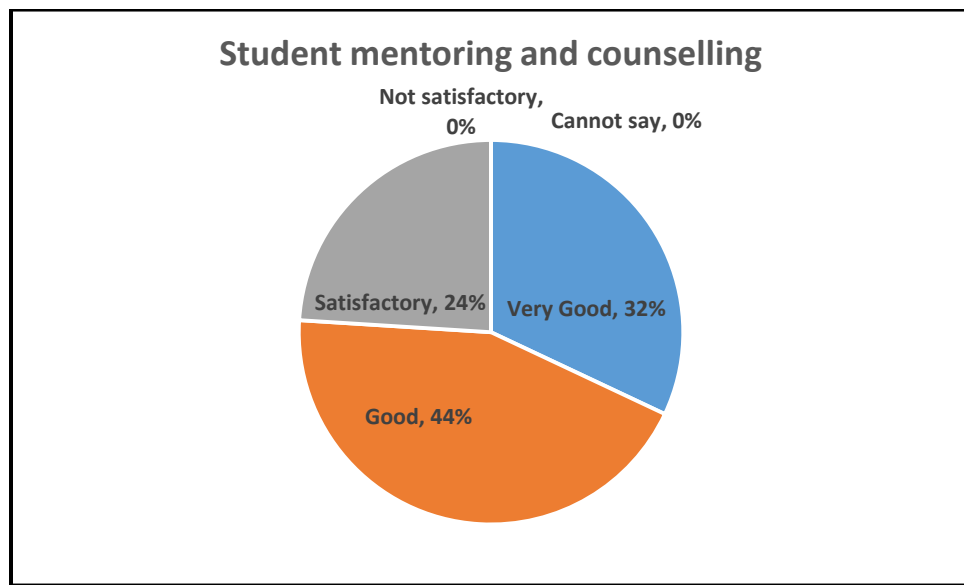
**9. Career guidance**

Career guidance	Very Good	Good	Satisfactory	Not satisfactory	Cannot say
Nos of Responses	6	10	6	0	3
Percentage	24%	40%	24%	0%	12%



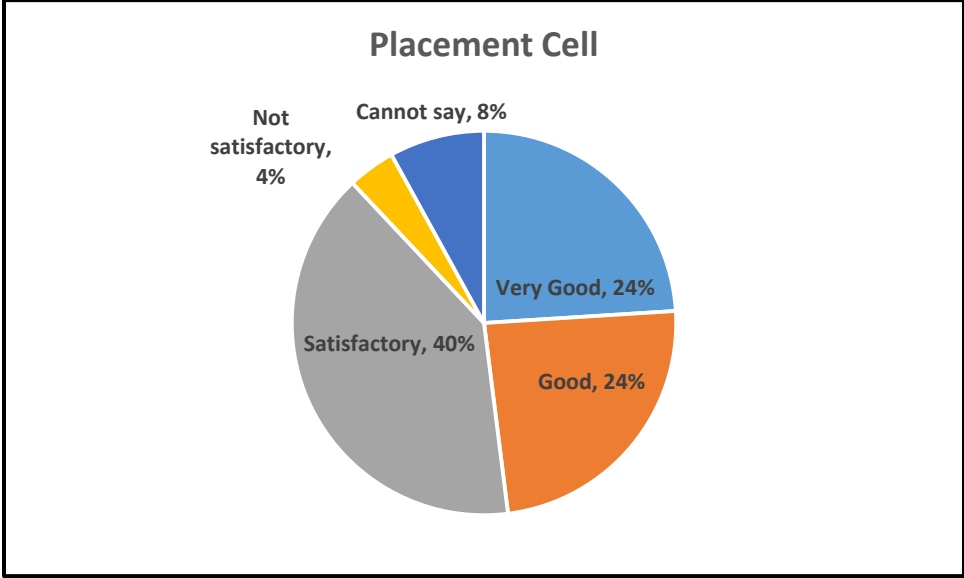
### 10. Student mentoring and counselling

<b>Student mentoring and counselling</b>	<b>Very Good</b>	<b>Good</b>	<b>Satisfactory</b>	<b>Not satisfactory</b>	<b>Cannot say</b>
Nos of Responses	8	11	6	0	0
Percentage	32%	44%	24%	0%	0%



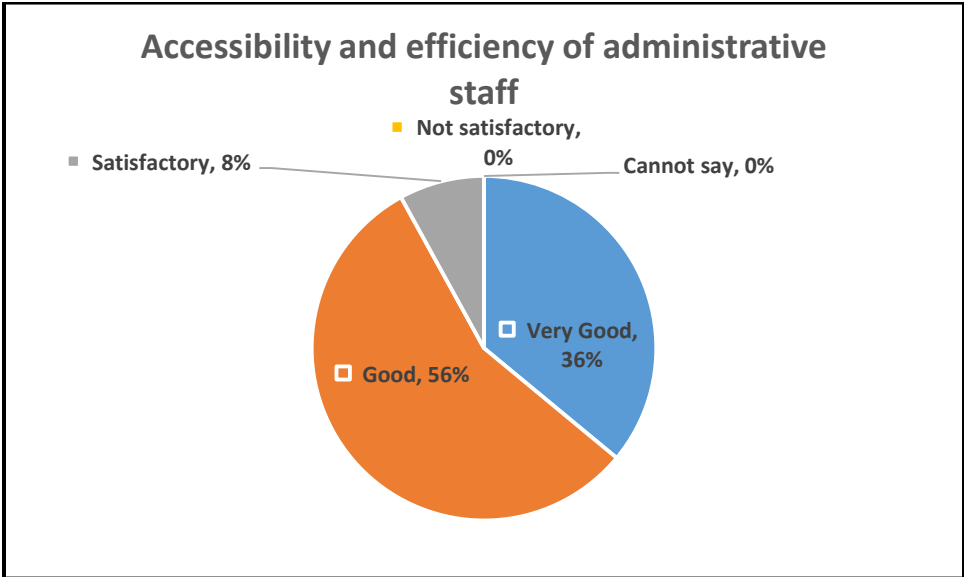
### 11. Placement Cell

<b>Placement Cell</b>	<b>Very Good</b>	<b>Good</b>	<b>Satisfactory</b>	<b>Not satisfactory</b>	<b>Cannot say</b>
Nos of Responses	6	6	10	1	2
Percentage	24%	24%	40%	4%	8%



**12. Accessibility and efficiency of administrative staff**

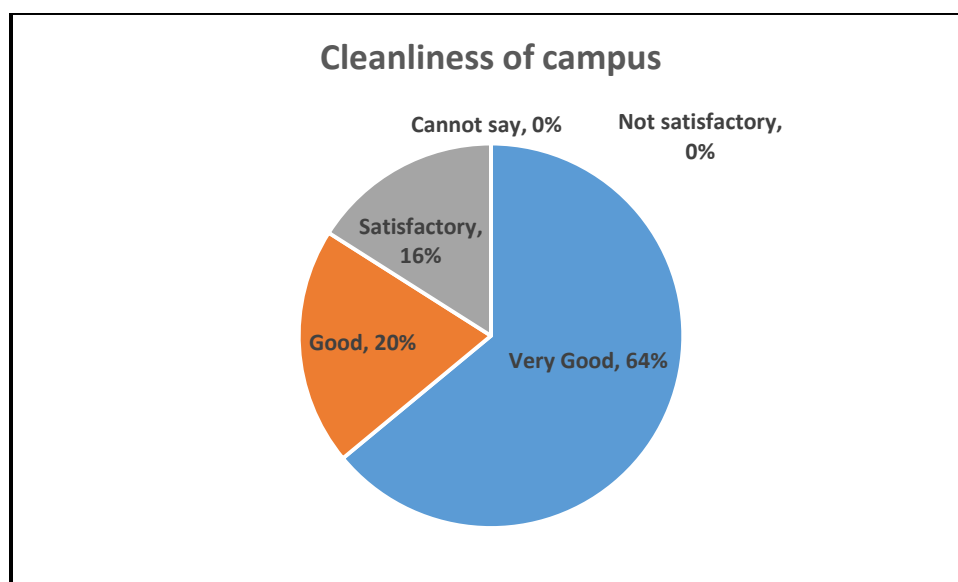
Accessibility and efficiency of administrative staff	Very Good	Good	Satisfactory	Not satisfactory	Cannot say
Nos of Responses	9	14	2	0	0
Percentage	36%	56%	8%	0%	0%





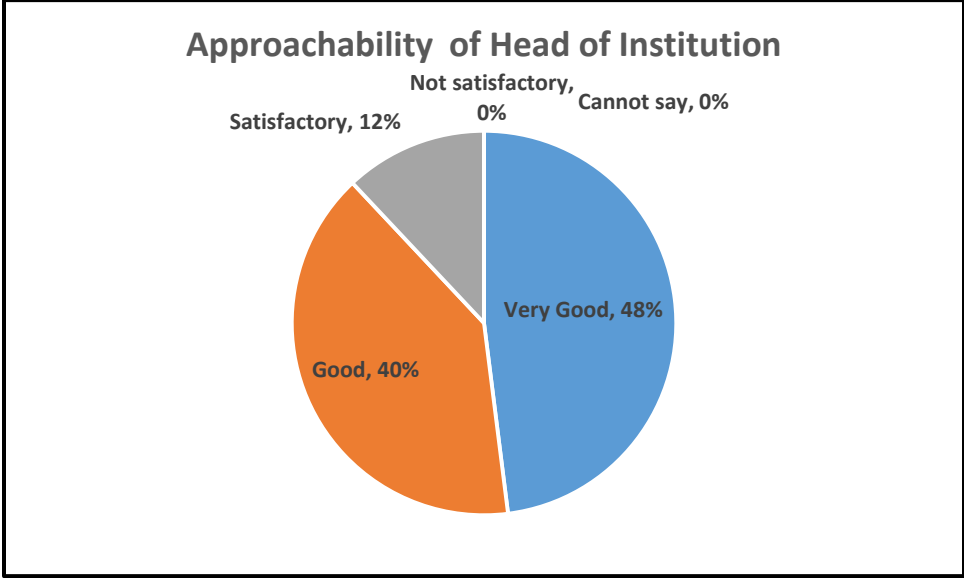
### 13. Cleanliness of campus

Cleanliness of campus	Very Good	Good	Satisfactory	Not satisfactory	Cannot say
Nos of Responses	16	5	4	0	0
Percentage	64%	20%	16%	0%	0%



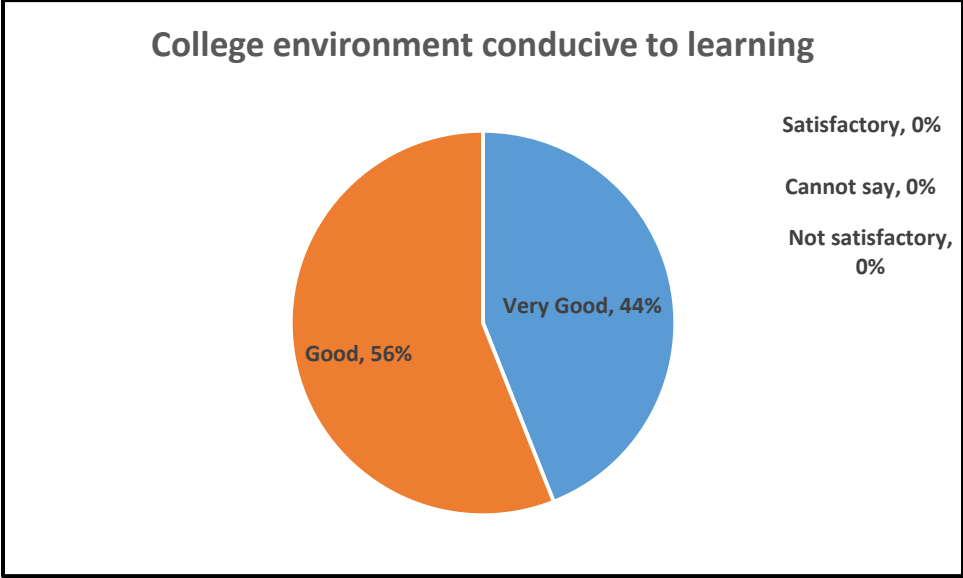
### 14. Approachability of Head of Institution

Approachability of Head of Institution	Very Good	Good	Satisfactory	Not satisfactory	Cannot say
Nos of Responses	12	10	3	0	0
Percentage	48%	40%	12%	0%	0%



**15. College environment conducive to learning**

<b>College environment conducive to learning</b>	<b>Very Good</b>	<b>Good</b>	<b>Satisfactory</b>	<b>Not satisfactory</b>	<b>Cannot say</b>
Nos of Responses	11	14	0	0	0
Percentage	44%	56%	0%	0%	0%



*Meenakshi Bawa*

**Dr. Meenakshi Bawa**  
**IQAC Coordinator**

**Dr. R.B. Patil**  
**Principal**